


RAPPAHANNOCK-RAPIDAN REGIONAL COMMISSION

FACTS AND FIGURES • 2007



Rappahannock-Rapidan
REGIONAL COMMISSION

<http://www.rrregion.org>

The Rappahannock-Rapidan Region is located in Virginia's Northern Piedmont Region, in the foothills of the Blue Ridge Mountains. The five counties that make up the region—Culpeper, Fauquier, Madison, Orange and Rappahannock—cover 1,965 square miles and are home to 160,833 persons.

The Rappahannock-Rapidan Regional Commission serves as an affiliate State Data Center, in conjunction with the Virginia Employment Commission, and collects and maintains demographic, economic and other data for the region.

DEMOGRAPHIC SUMMARY

POPULATION

1980 CENSUS: 92,987
1990 CENSUS: 116,643
2000 CENSUS: 134,785
2006 (ESTIMATED): 160,833

INCOME

Per Capita Personal Income (1995): \$23,723
Per Capita Personal Income (2000): \$31,009
Per Capita Personal Income (2005): \$36,221

AVERAGE HOUSEHOLD SIZE

1990: 2.76 persons
2000: 2.60 persons

Sources: US Census, Weldon Cooper Center, US Bureau for Economic Analysis

LOCAL GOVERNMENT SUMMARY

GOVERNMENT

COUNTIES - BOARDS OF SUPERVISORS
TOWNS - TOWN COUNCILS

REAL ESTATE TAX RATES

*per \$100 assessed value

COUNTIES: Culpeper - \$ 0.56, Fauquier - \$ 0.645,
Madison - \$ 0.59, Orange - \$ 0.42, Rappahannock - \$ 0.59

TOWNS: Culpeper - \$ 0.07, Gordonsville - \$ 0.17,
Madison - \$ 0.105, Orange - \$ 0.114, Remington - \$ 0.10,
The Plains - \$ 0.04 Warrenton - \$ 0.015, Washington - n/a

BANK DEPOSITS: \$2.23 Billion

Source: Localities

POPULATION CHANGE (By County): 2000 - 2006

	2000 POPULATION	2006 POPULATION (PROVISIONAL)	POPULATION CHANGE (+/-)	POPULATION CHANGE (%)
CULPEPER	34,262	44,183	9,921	29.0 %
FAUQUIER	55,139	64,612	9,473	17.2 %
MADISON	12,520	13,720	1,200	9.6 %
ORANGE	25,881	31,387	5,506	21.3 %
RAPPAHANNOCK	6,983	6,931	- 52	-0.8 %
REGION	134,785	160,833	26,048	19.3 %

Sources: 2000 U.S. Census, Weldon Cooper Center

Compiled and published by the Rappahannock-Rapidan Regional Commission, 420 Southridge Parkway, Suite 106, Culpeper, VA 22701

Phone: (540) 829 7450 Fax: (540) 829 7452 Website: www.rrregion.org Email: planinfo@rrregion.org

Permission to copy this profile is granted. RRRC assumes no liability for accuracy of, use of, or inability to use this publication, information or data.

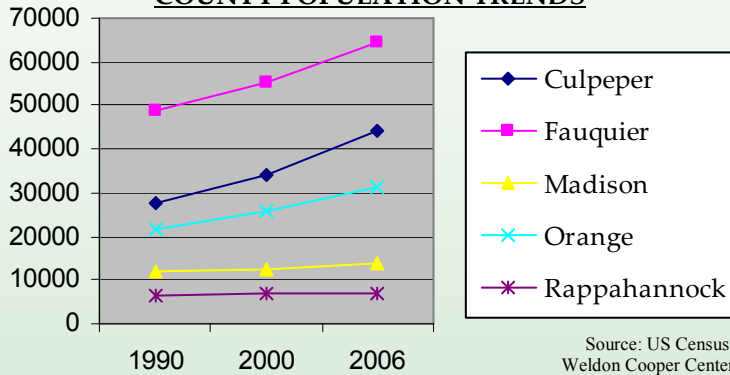
SALE OF THIS DOCUMENT IS PROHIBITED

INCORPORATED TOWN POPULATIONS

Town	1990	2000	2006 (EST)
Culpeper	8,581	9,664	13,011
Gordonsville	1,351	1,498	1,660
Madison	307	210	215
Orange	3,579	4,123	4,536
Remington	460	624	680
The Plains	219	266	289
Warrenton	4,882	6,670	8,733
Washington	198	183	179

Source: US Census Bureau

COUNTY POPULATION TRENDS



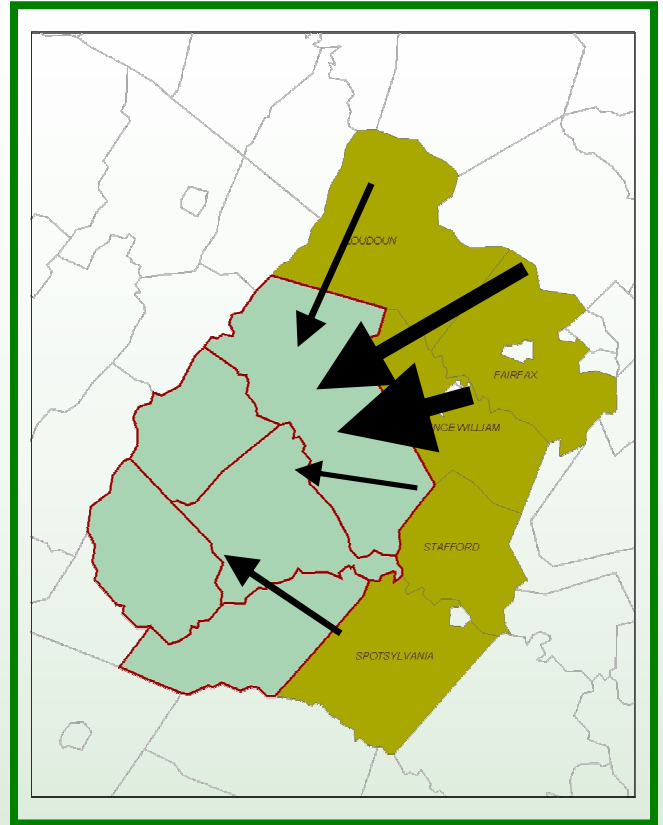
Source: US Census, Weldon Cooper Center

POPULATION PROJECTIONS

Town	2006 (Est)	2010	2020
Culpeper	44,183	47,904	60,644
Fauquier	64,612	72,416	88,413
Madison	13,720	14,042	15,450
Orange	31,387	34,005	41,594
Rappahannock	6,931	7,568	8,137

Source: Virginia Employment Commission

MIGRATION PATTERNS INTO THE RAPPAHANNOCK-RAPIDAN REGION



MIGRATION PATTERNS (2000-2005)

#s of Persons Moving to Rappahannock-Rapidan Region, by County of Previous Address

Prince William	9,205
Fairfax	6,851
Loudoun	2,359
Spotsylvania	2,341
Stafford	1,564

Source: IRS

PUBLIC SCHOOL ENROLLMENT FIGURES & PROJECTIONS

	2006-07 ENROLLMENT	2011-2012 ESTIMATED ENROLLMENT	ENROLLMENT CHANGE (+/-)	ENROLLMENT CHANGE (%)
CULPEPER	7,254	9,010	1,756	24.2 %
FAUQUIER	11,058	12,340	1,282	11.6 %
MADISON	1,855	1,950	95	5.1 %
ORANGE	4,845	5,709	864	17.8 %
RAPPAHANNOCK	1,002	897	- 105	-10.4 %
REGION	26,014	29,906	3,892	15.0 %

Enrollments based on September 30th membership figures; Source: Weldon Cooper Center

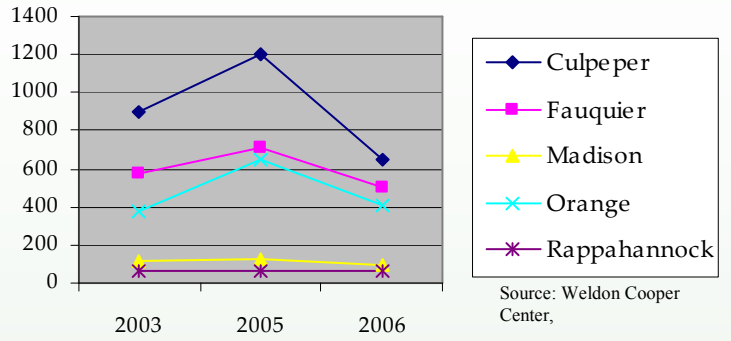
MEDIAN AGE (BY COUNTY)

Culpeper	35 years
Fauquier	38 years
Madison	42 years
Orange	39 years
Rappahannock	44 years

Male: 49.8% Female: 50.2%

Source: VEDP

RESIDENTIAL BUILDING PERMITS



Source: Weldon Cooper Center,

AVERAGE HOUSEHOLD SIZE

County	1980	1990	2000
Culpeper	2.93	2.79	2.68
Fauquier	3.05	2.89	2.75
Madison	2.98	2.83	2.60
Orange	2.86	2.67	2.50
Rappahannock	2.83	2.65	2.50

Source: US Census,

County	2003	2005	2006
Culpeper	901	1,198	645
Fauquier	573	706	506
Madison	120	123	96
Orange	380	652	412
Rappahannock	64	60	67

HOUSING UNITS: AVG. RENT (2005)

Source: MRIS, GMU

County	Units Rented	Avg. Rent
Culpeper	103	\$1,427
Fauquier	269	\$1,362
Madison	1	\$2,100
Orange	65	\$1,224
Rappahannock	10	\$1,253
Region	448	\$1,356

AVERAGE RESIDENTIAL REAL ESTATE SELLING PRICE

County	2003	2005	2006
Culpeper	\$246,698	\$343,641	\$367,017
Fauquier	\$356,877	\$507,939	\$520,206
Madison	\$167,841	\$296,475	\$356,368
Orange	\$201,681	\$307,256	\$310,301
Rappahannock	\$434,852	\$498,353	\$723,851

Source: mris

FARMS & LAND IN FARMS: 1997—2002 CHANGES

	LAND IN FARMS (1997, acres)	LAND IN FARMS (2002, acres)	CHANGE (acres)	PERCENT CHANGE (%)
CULPEPER	122,229	125,121	2,892	2.4 %
FAUQUIER	256,410	238,135	-18,275	-7.1 %
MADISON	105,218	102,874	-2,344	-2.2 %
ORANGE	107,696	104,879	-2,817	-2.6 %
RAPPAHANNOCK	76,223	78,483	2,260	2.9%
REGION	667,776	649,492	-18,284	-2.7 %

Source: USDA NASS Census of Agriculture, 1997 & 2002

AMERICAN COMMUNITY SURVEY

What is the American Community Survey?

The American Community Survey (ACS) is replacing the U.S. Census decennial long form. Whereas Long Form data was collected once per decade, ACS data will be collected yearly. ACS will continue to provide estimates of demographic, housing, social, and economic characteristics that have been part of the decennial long form.

When will data be available for the Rappahannock-Rapidan region?

ACS data is being released on a rolling basis, dependent upon population. In the Rappahannock-Rapidan region, data for Fauquier County is already available.

Expectations are that data for Culpeper and Orange counties will be available in 2009, while ACS data for Madison and Rappahannock counties will not be available until 2011. However, once the initial data is released, ACS data will be updated yearly for all areas, providing a much clearer picture of data indicators in each locality.

How can I find out more about the ACS?

U.S. Census ACS website: <http://www.census.gov/acs/www/>

Or call the Rappahannock-Rapidan Regional Commission at (540) 829-7450.

TOURISM STATISTICS

2005 Expenditures: \$228M
2005 Employment: 3,050
2005 Payroll: \$48.73M
2005 Taxes Collected: \$16.4M

Source: Virginia Tourism Corporation

EMPLOYMENT & AVERAGE WAGES

Industry	Jobs	Weekly Wage (Avg)
Natural Resources/Mining	1,338	\$655
Construction	6,339	\$808
Manufacturing	3,744	\$810
Trade/Transportation/Utilities	11,762	\$715
Information	947	\$1,270
Financial Activities	1,711	\$845
Professional/Business Services	4,021	\$968
Education/Health Services	11,458	\$664
Leisure & Hospitality	5,003	\$331
Other Services	2,351	\$574
Public Administration	2,703	\$721
Totals	51,376	\$711

INCOME

Per Capita Personal Income (1995): \$23,723

Per Capita Personal Income (2000): \$31,009

Per Capita Personal Income (2005): \$36,221

Source: US Bureau of Economic Analysis

LABOR FORCE TRENDS

<u>Date</u>	<u>Labor Force</u>	<u>Unemployment</u>
July 2007	85,624	2.8%
2006	83,524	2.6%
2005	81,060	2.7%
2000	69,777	1.8%

Source: Virginia Employment Commission

EDUCATIONAL ATTAINMENT

Population over 25: 90,965
% with High School Diploma: 79%
% with Bachelor's Degree: 21.7%

Source: US Census, 2000

REGIONAL CONTACT INFORMATION

Rappahannock-Rapidan Regional Commission
420 Southridge Parkway, Suite 106
Culpeper, VA 22701
Phone: (540) 829-7450
Fax: (540) 820-7452
Email: planinfo@rrregion.org
www.rrregion.org

